

Getting around London



Improving health worldwide

www.lshtm.ac.uk

LONDON
SCHOOL of
HYGIENE
& TROPICAL
MEDICINE




What we will cover:


- Travelcard Vs Pay as you go
- Student discount
- Underground
- Bus
- London Overground
- Cycling
- Taxis
- National Rail




Transport for London (TfL) website

 **TRANSPORT FOR LONDON**

[Plan a Journey](#) [Status updates](#) [Maps](#) [Fares & payments](#) [Help & contacts](#) [More](#)

Search 



Plan a journey

[New](#) [My Journeys](#) [Recents](#)

Leaving: now [change time](#)

[Edit preferences](#)

[Plan my Journey](#)

 Live arrivals

 Maps

 Nearby



TAP INTO THE WONDERFUL WORLD OF OFF-PEAK

Go and discover London this summer

www.tfl.gov.uk

Tube, DLR, and London Overground, TfL Rail and Tram



Good service on all lines

This weekend

[View all statuses](#)



Where will your bus take you?

Visit Iconic London sights on Iconic London buses



Top up Oyster



Congestion Charge



Santander Cycles



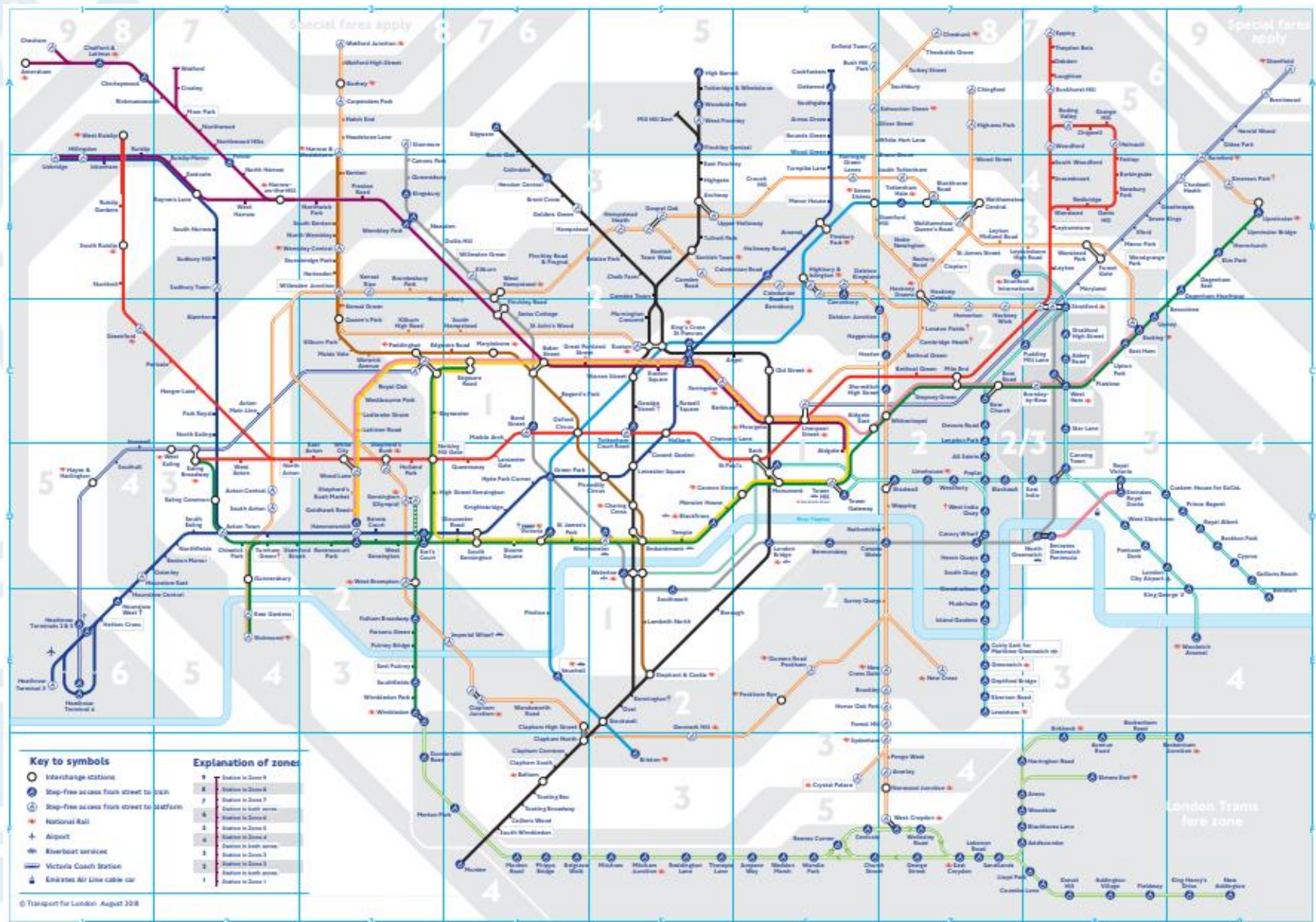
Emirates Air Line



LONDON SCHOOL of
HYGIENE
TROPICAL
MEDICINE



Transport zones



How do I pay for my travel?

1. Oyster card



2. Contactless bank card
(but NB foreign currency charge)



Buying paper tickets is not good value for money!



Types of ticket

1. Travelcard / Season ticket

- weekly / monthly / annual
- loaded on Oyster card



2. Pay-as-you-go

- via Oyster card or contactless bank card (with the))) symbol)



Travelcards (on Oyster)



- Weekly / monthly / annual
- Best for regular transport-users (4+ days per week?)
- Qualifies for 30% Student Oyster discount
- Price according to how many zones needed
- Buy/renew at tube & train stations, many shops and newsagents, online or via the TfL Oyster app



Pay as you go

Oyster:

£5 initial deposit (refundable)

Preload with credit



OR use your UK contactless bank card



LONDON
SCHOOL of
HYGIENE
& TROPICAL
MEDICINE



Pay as you go

- Good for occasional use
- Does not qualify for 30% student discount with Student Oyster
- But **some** Prepay discounts available to FT students
- Credit on your Oyster never expires
- Daily price cap (stops charging you after you have used a certain amount of credit in one day)
- Weekly price cap (as above, if you use contactless, after a certain amount spent in a week ending on a Sunday)



Price capping on Pay as you go

Daily price cap for Pay as you go

Zone 1 - 2	£6.80
Zone 1 - 3	£8.00
Zone 1 - 4	£9.80

Weekly price cap for Pay as you go using contactless

Zone 1 - 2	£34.10
Zone 1 - 3	£40.00
Zone 1 - 4	£49.00



Combining Travelcard and Pay as you go

- You can have both a travelcard and prepay credit on one Oyster card

For example, you can have a monthly travelcard for zones 1 & 2, and add some prepay credit for when you go into zone 3 or beyond



Paying for travel

- On tubes / trains make sure you touch in and out again (otherwise you might pay a maximum fare)
- On buses, touch in only



Mobile payments

- Works the same as pay-as-you-go with contactless bank card
- Works with
 - Google Pay
 - Apple Pay



Card clash

- **Card to card**
- **Phone to card**
- Take care when touching in and out, if you
 - keep a contactless payment card in your phone case
 - Keep more than one contactless payment card in your wallet

Only touch the card you wish to use on the reader



Student Discount



- 30% discount applied to weekly / monthly / annual Oyster **season ticket**
- Apply on-line via TfL website, application is then validated by LSHTM
- Full-time students are eligible (not part-time)
- LSHTM will validate applications (automatically) from Wednesday 26 September onwards
- Application then takes up to 2 weeks to process by TfL



Student Discount

To apply you will need:

- A colour, digital photo
- Your LSHTM student ID number (from your ID card/applicant reference)
- A UK/London address
- A valid debit or credit card to pay the £20 fee



Underground (the “Tube”)



- Generally safe
- Quick and frequent
- Reliable (usually)
- Crowded at peak times:
07:30 – 09:30 and 16:30 – 19:00
- Majority of services run from
around 05:30 to 00:00
- No unfolded bikes on most of the tube network



Taking your bike on the tube

- You can take a folded bicycle anywhere and anytime (on tube and London Overground)



- **But restrictions apply to non-folded bikes**




See map at the link below for details of where you can travel with your non-folded bike on the tube

<http://content.tfl.gov.uk/bicycles-on-public-transport.pdf>



Buses

- Slow!
- Cheap
- Great way to see London for £1.50
- You can't use cash to pay for your bus fare
- Hopper fare allows you to make unlimited bus journeys within 1 hour of touching in on the first bus for the single £1.50 fare
- Lots of phone apps to check times
- Useful apps for checking buses include Citymapper



Bus pass

Bus Pass season tickets on Oyster

- Weekly = £21.20
- Monthly = £81.50
- Annual = £848

Pay as you go (Oyster / Contactless bank card):

- Single fare = £1.50
- Daily cap = £4.50
- Weekly cap = £21.20 (contactless only)



Good bus routes for sightseeing



From Gower Street, right by the School (heading south)

10: Oxford Street, Hyde Park, Royal Albert Hall, Harrods

14: Piccadilly Circus, Green Park, Victoria & Albert Museum

24: Leicester Square, Trafalgar Square, Horse Guards Parade, Parliament Square, Westminster Abbey



Night travel on the bus

- Some day buses operate a night-time service
- Night buses are prefixed by “N”
- The route may not be exactly the same as the day route, e.g. 29 / N29

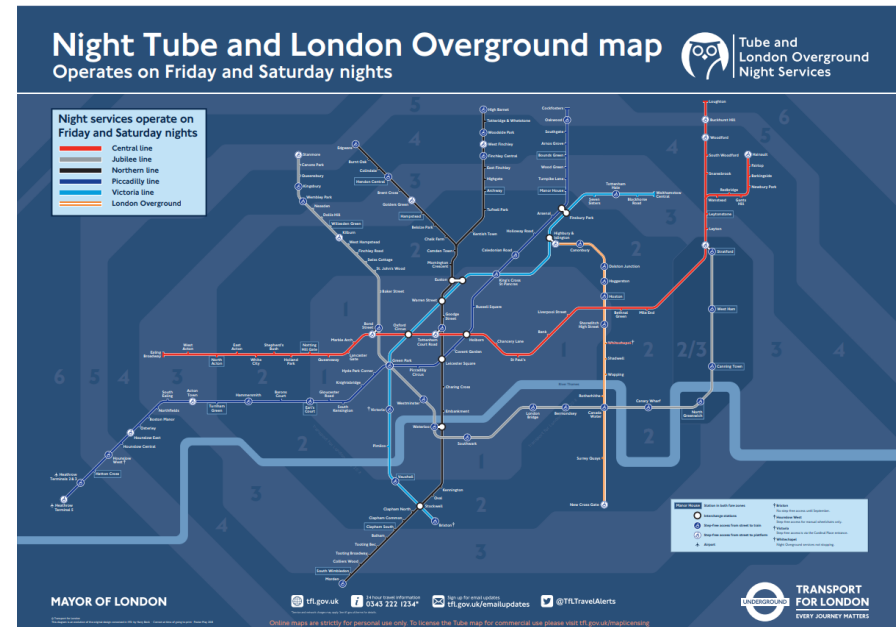


Night travel on the tube



- Tube: Friday and Saturday nights on 5 lines*
- Tubes approx. every 10 to 20 minutes
- Off-peak fares charged

***Central**, **Piccadilly**, **Victoria**,
Jubilee, Northern lines



London Overground

- Distinctive orange branding
- Modern trains (with a/c)
- Fast and reliable
- Less frequent than tube
- Avoids central London



Cycling

- Quick and inexpensive
- Cycle lanes: improving but a bit patchy
- Risk of bike theft is high: buy a good lock!
- Check out BUG (LSHTM's Bicycle Users Group) for advice and info such as free cycle training – web link on LSHTM intranet
- www.londoncyclist.co.uk for advice on buying a used bike





LONDON
SCHOOL of
HYGIENE
& TROPICAL
MEDICINE





Cycle safety

- HGVs (trucks etc) have been involved in 53% of London cyclist deaths in the last four years
- 9 cyclists were killed in London in 2015
- In that year, 600,000 cycle journeys were made **each day** in London



TfL Cycle Hire Scheme

- Occasional use or yearly membership
- Pay as little as £2 (for up to 30 min)
- Nearest docking stations to LSHTM :
Malet Street or Alfred Place (off Store Street)
- Further info: TfL website



Taxis

Black cabs



- The only type of taxi legally allowed to pick up passengers on the street
- Can also be pre-booked (see TfL website)



A black cab



More “black” cabs:



LONDON
SCHOOL of
HYGIENE
& TROPICAL
MEDICINE



Minicabs

- Licensed by Transport for London
- Look like normal cars
- Must be pre-booked
- It is illegal for minicabs to pick up customers in the street
- CABWISE: Transport for London's free app (finds nearest licenced minicabs)
- Or text CAB to 60835



LONDON
SCHOOL of
HYGIENE
& TROPICAL
MEDICINE



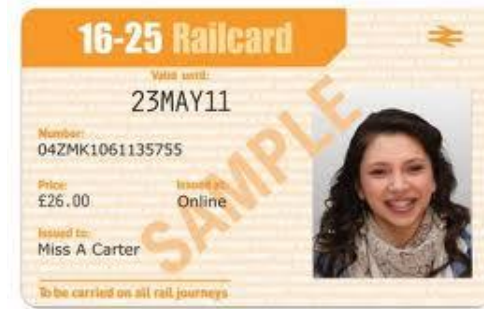
Uber and other minicab operators



- Other taxi apps operate in London, such as Uber
- Check before you book whether they are regulated by TfL



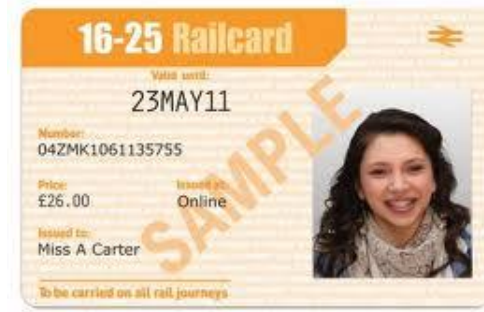
Going further...



- 16 - 25 Railcard for **anyone** aged 16 - 25
- Also available to **full-time** students aged 26+
- ⅓ off rail fares anywhere in the UK
- Costs £30 for the year
- Apply on-line: www.16-25railcard.co.uk
- Or collect paper form from a rail station (e.g. Kings Cross, Euston, Waterloo, Victoria)
- £12 minimum fare if travelling before 10 a.m. weekdays



Tips...



- National rail tickets are released around 12 weeks in advance – you can make good savings if you book ahead
- For example:
 - London – Edinburgh (return) 18 / 20 September:
£109
 - London – Edinburgh (return) 6 / 8 November
£58



Other ways to save on rail travel

- Group Save: 3 – 9 adults travelling together can get a 1/3 discount on rail travel in London/South East England
- Great destinations include: Bath, Brighton, Cambridge, Canterbury, Oxford, Stratford-upon-Avon
- Travel after 10:00 am



Recap:

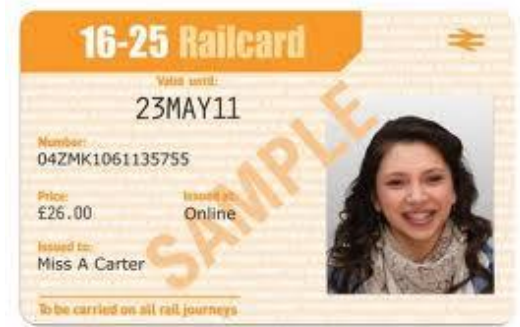
Types of ticket



1. Travelcard (weekly / monthly / annual)
2. Pay-as-you-go (“Prepay”)



Oyster Prepay discount



The 16 - 25 Railcard also entitles holders to:

- 34% discount on Oyster Pre-Pay fares
- 34% discount on Oyster Pre-Pay daily price cap
- You need to take your **Oyster card** and your National Rail discount **card** to an Underground ticket office, Overground ticket office or some National Rail ticket offices. You then ask the clerk to add your **discount** entitlement to your **Oyster card**. It will be valid until the expiry of the **railcard**.



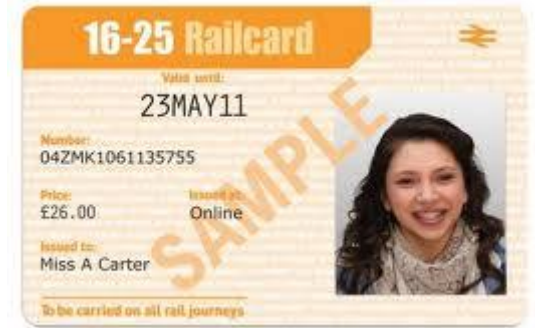
	Daily cap (all times) without 16-25 Railcard	With 16-25 Railcard (off-peak*)
Zone 1 - 2	£6.80	£4.50
Zone 1 - 3	£8.00	£5.30
Zone 1 -4	£9.80	£6.45

***Peak fares apply**

- Monday to Friday
- 06:30 – 09:30 and 16:00 – 19:00



How do I link my railcard to my Oyster Pay as you go card?



- You need to take your **Oyster** card and your **16-25 Railcard** to an Underground ticket office, Overground ticket office or National Rail ticket office
- Ask the staff member to add your 16-25 Railcard discount entitlement to your Oyster Pay as you go card. It will be valid until the expiry of the 16-25 Railcard.





Any questions??

